

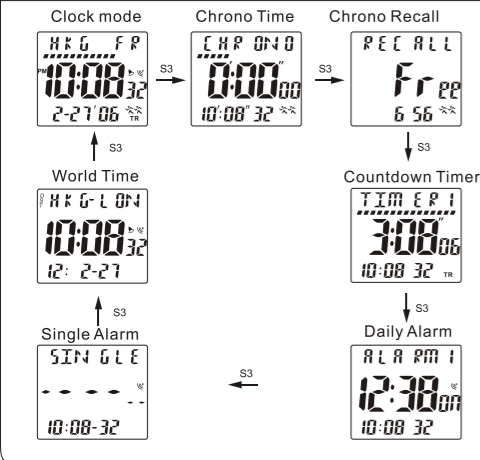
# INSTRUCTION MANUAL

English

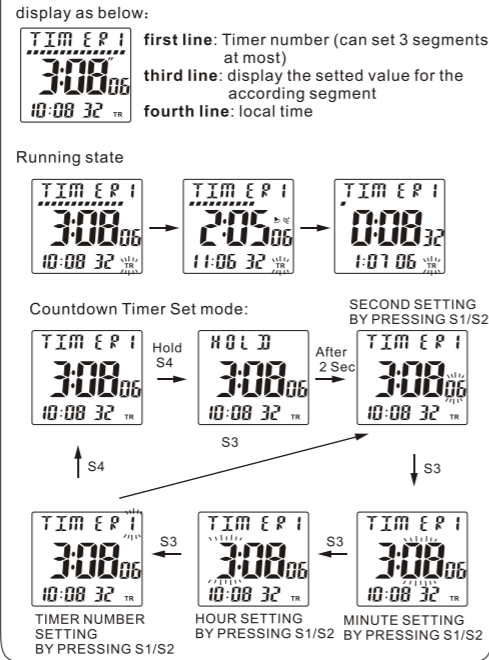
## ALARM CHRONOGRAPH MODULE



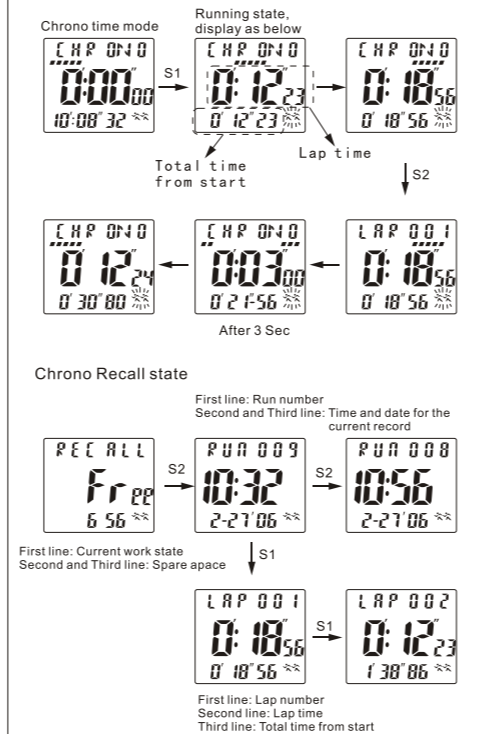
## MODE TRANSITION DIAGRAM



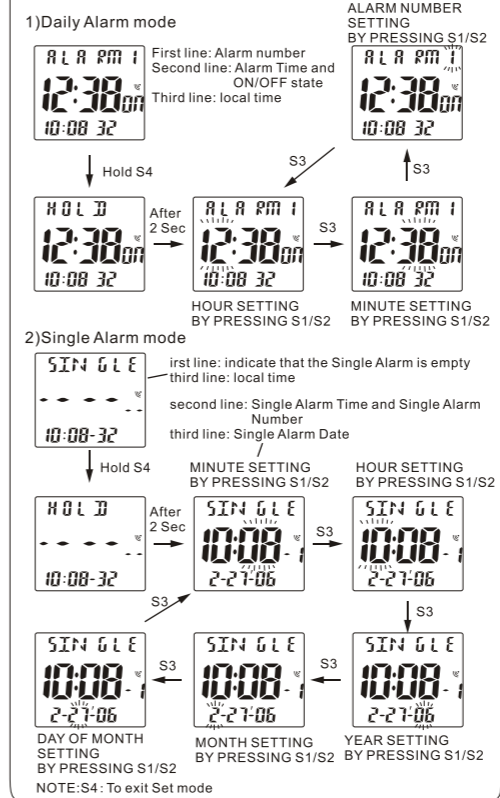
## COUNTDOWN TIMER MODE



## CHRONO TIME MODE



## DAILY ALARM MODE

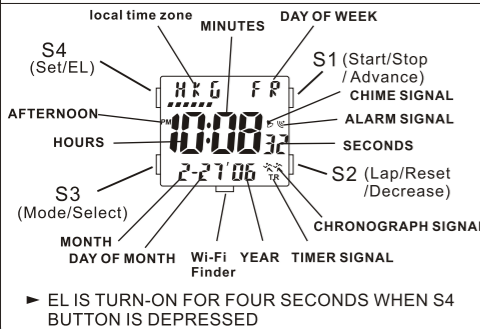


## CARE OF YOUR WATCH

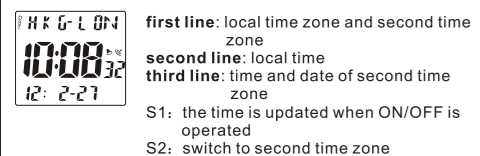
1. This watch contains electronic components. Never attempt to open the case or remove the back cover.
2. Do not operate push buttons below the surface of the water while swimming or diving.
3. Should water or condensation appear in the watch, have the watch checked immediately. Corrosion of electronic parts can occur inside the case.
4. Avoid severe impact. The watch is designed to withstand impact under normal use. It is inadvisable to subject it to severe impact or rough usage.
5. Avoid exposing the watch to extreme temperature.
6. Clean the watch with soft cloth and clean water only. Avoid using chemicals. The waterproof gasket will corrode.
7. Keep your watch away from the conditions of strong electric field and static electricity.

402N394R

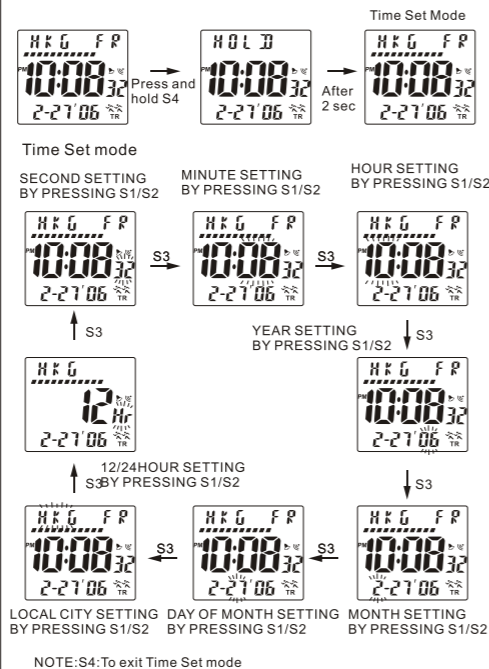
## REGULAR DISPLAY AND BUTTON OPERATION



## WORLD TIME ZONE MODE



## HOW TO SET NORMAL TIME/CALENDAR



## WIFI FINDER WORKING MODE

